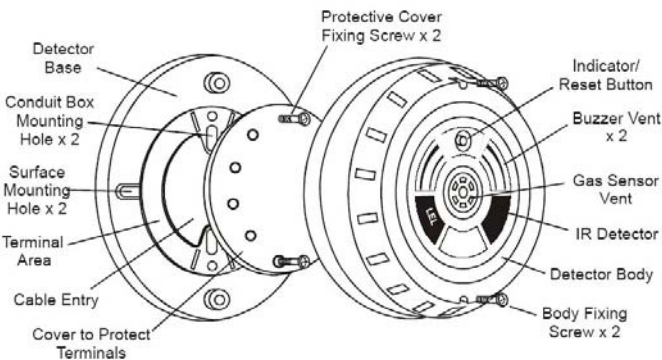


# Metro Detector

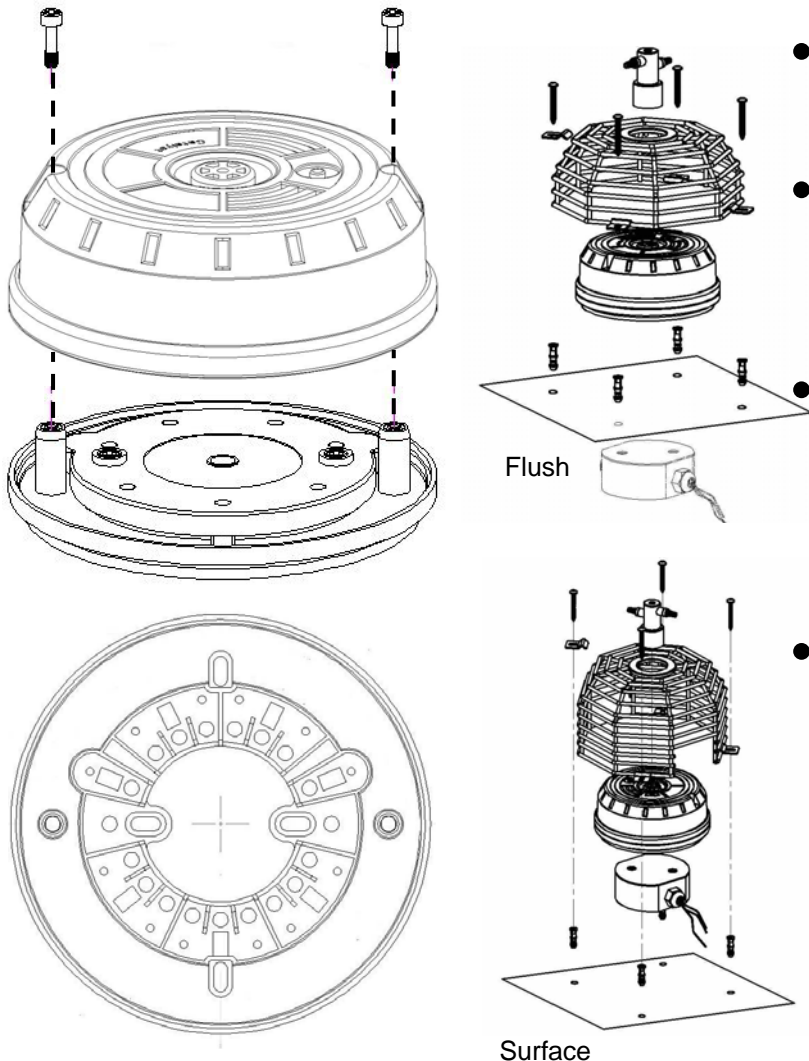
Zareba Product Overview



- **Addressable flammable & toxic gas detector**
  - 0-100%LEL LPG, 0-300ppm CO, 0-10ppm NO<sub>2</sub>
  - 4 x alarm levels (instantaneous or time weighted)
  - Local audiovisual alarm and relay
  - All configurable by the user during commissioning
- **Re-packaged experience of ZA**
  - Catalytic bead and electrochemical sensors as used in the harshest of offshore and industrial environments
  - Proven and reliable over many years
- **Noise resistant communications**
  - Pulse width modulated communication protocol
  - For maximum defence against EMC/RFI
- **Universal AC operation**
  - No issues with voltage drop over long distances
  - Easy to specify, install and operate

# Simplified Installation

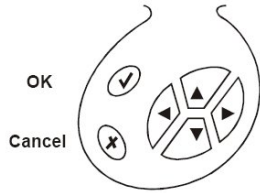
Zareba Product Overview



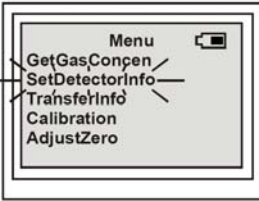
- **Standard supply includes**
  - Detector, base and vandal proof guard
- **Base design offers flexible mounting**
  - Surface mounting or flush mounting
  - Correct Vandal Proof Guard must be fitted
- **Reduced installation costs**
  - Base allows for termination of multiple cables
  - In, out & spur may all be terminated in the base
  - Removes need for additional junction boxes
- **Industry standard cables used**
  - E.g. Pirelli FP200 Gold or Pirelli LSX Screened
  - 1mm<sup>2</sup> cable suitable for 1Km installed distance with up to 125 detectors fitted
  - No need for 'booster' power supplies

# Easy Set-up & Control

Zareba Product Overview

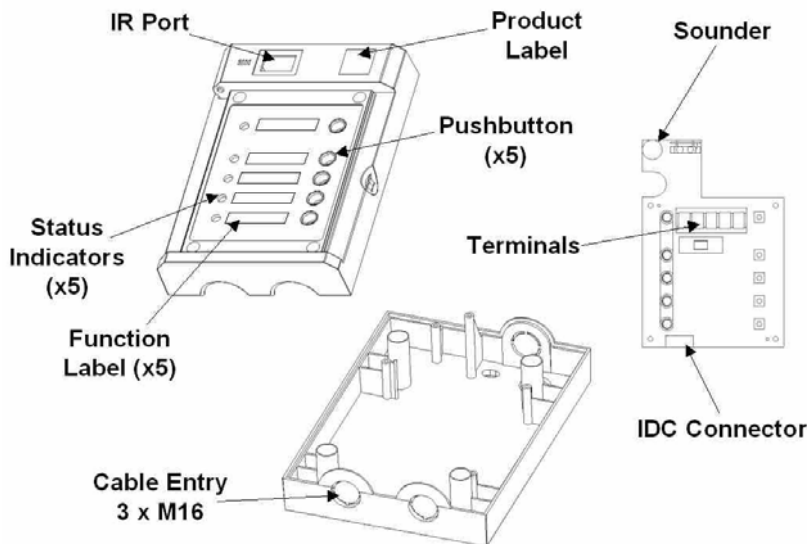


- **Remote set up and control**
  - Every system sold includes a ZHC2 Remote Control
- **Total control over detector operation**
  - Address, gas type, range, zero, span
  - Alarm configuration (instantaneous or time weighted)
  - Local relay and audible alarm operation
- **Makes system configuration quick & easy**
  - Remembers all detector configurations
  - Allows user to 'transfer' all information to controller
  - No need to enter the same information twice
- **Simplifies detector replacement**
  - Read set up from detector
  - Replace detector
  - Send set up back to detector



| Option          | Function   |
|-----------------|--|
| SetGasConcen    | View gas reading   |
| SetDetectorInfo | Configure the detector, e.g. address, relay settings, etc.   |
| TransferInfo    | Transfer information, for use when connected to a controller |
| Calibration     | Calibrate the detector                                       |
| AdjustZero      | Set detector zero  |

# Metro Remote Override Box



- **Enables override of relay operation**
  - 4 digital inputs + 'reset' signal
  - May be integrated into relay logic at controller
- **Reduced installation costs of system**
  - Allows override of relay logic from remote location without need to wire all relays to that location thereby reducing installed cost
- **Wired & configured 'like' a detector**
  - AC operated, local audible and visual alarms
  - ZHC2 Remote Control for configuration
- **May be integrated with 3<sup>rd</sup> party panel**
  - Connector included for 'remote pushbutton'
  - E.g. Integrate with fire system mimic panel
  - Used by Fire Brigade to control ventilation