

Convenient Installation

Zareba Product Overview

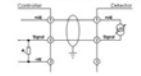


touchpoint¹
Part number: TPWM1110
Type: mA Input

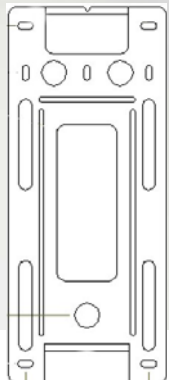

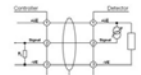
1	+VE	Detector
2	SIGNAL	Connections
3	-VE	
4	NO	Alarm
5	C	Relay 1
6	NC	
7	NO	Fault
8	C	Relay
9	NC	
10	DC +	DC Supply
11	DC -	18-32VDC
12	NO	Alarm
13	C	Relay 2
14	NC	
15	+VE	Isolated
16	-VE	4-20mA Output
17	ILive	AC Supply
18	INominal	85-265Vac
19	IEarth	50-60Hz

All relays shown de-energized

2 Wire 4-20mA (Sink) Detector



3 Wire 4-20mA (Source) Detector



- **Wall mounting bracket supplied**
 - Used as a template for drilling
 - Reduces risk of damage to controller
 - Controller 'locked' to bracket after fitting
- **Pre-formed knockouts in gland plate**
 - M20 & ¾" NPT clearance as standard
 - No need for drilling of enclosure (swarf)
- **Front cover may be latched open**
 - Unhindered access to terminals
 - Keeps both hands free for wiring
- **Large terminal compartment**
 - Plenty of space to complete installation
- **Local instructions included on label**
 - mA version shown